

Adikavi Nannaya University

B.Sc. Computer Applications

SEMESTER VI

w.e.f.2015-2016 admitted batch

Semester	Paper	Subject	Hrs.	Credits	IA	ES	Total	
FIRST YEAR								
SEMESTER VI	VII (A/B)	A. Operating Systems	3	3	25	75	100	
		Operating Systems Lab	3	2	0	50	50	
		B. Web Technologies	3	3	25	75	100	
		Web Technologies Lab	3	2	0	50	50	
	VIII Cluster -A-A1,A2, A3	Elective-II(Cluster A)						
		A1. Programming in C	3	3	25	75	100	
		Lab	3	2	0	50	50	
		A2.PHP and My SQL	3	3	25	75	100	
		Lab	3	2	0	50	50	
		A3. Project	5	5	50	50	100	

Paper-VII: Elective-A

Operating Systems

Common for B.Sc Computer Science/BA Computer Applications/ B.Sc Computer Applications

Course Objectives

1. To understand the services provided by and the design of an operating system.
2. To understand the structure and organization of the file system.
3. To understand what a process is and how processes are synchronized and scheduled.
4. To understand different approaches to memory management.
5. Students should be able to use system calls for managing processes, memory and the file system.

Course Outcomes

1. Analyze the concepts of processes in operating system and illustration of the scheduling of processor for a given problem instance.
2. Identify the dead lock situation and provide appropriate solution so that protection and security of the operating system is also maintained.
3. Analyze memory management techniques, concepts of virtual memory and disk scheduling.
4. Understand the implementation of file systems and directories along with the interfacing of IO devices with the operating system.

UNIT - I

Operating System Introduction: Operating Systems Objectives and functions, Computer System Architecture, OS Structure, OS Operations, Evolution of Operating Systems - Simple Batch, Multi programmed, time shared, Parallel, Distributed Systems, Real-Time Systems, Operating System services.

UNIT - II

Process and CPU Scheduling - Process concepts - The Process, Process State, Process Control Block, Threads, Process Scheduling - Scheduling Queues, Schedulers, Context Switch, Preemptive Scheduling, Dispatcher, Scheduling Criteria, Scheduling algorithms, Case studies: Linux, Windows.

Process Coordination - Process Synchronization, The Critical section Problem, Synchronization Hardware, Semaphores, and Classic Problems of Synchronization, Monitors, Case Studies: Linux, Windows.

UNIT - III

Memory Management and Virtual Memory - Logical & physical Address Space, Swapping, Contiguous Allocation, Paging, Structure of Page Table. Segmentation, Segmentation with Paging, Virtual Memory, Demand Paging, Performance of Demanding Paging, Page Replacement Page Replacement Algorithms, Allocation of Frames.

UNIT - IV

File System Interface - The Concept of a File, Access methods, Directory Structure, File System Mounting, File Sharing, Protection, File System Structure,

Mass Storage Structure - Overview of Mass Storage Structure, Disk Structure, Disk Attachment, Disk Scheduling.

UNIT - V

Deadlocks - System Model, Deadlock Characterization, Methods for Handling Deadlocks, Deadlock Prevention, Deadlock Avoidance, Deadlock Detection and Recovery from Deadlock.

REFERENCES BOOKS:

1. Operating System Principles, Abraham Silberchatz, Peter B. Galvin, Greg Gagne 8th Edition, Wiley Student Edition.
2. Principles of Operating Systems by Naresh Chauhan, OXFORD University Press
3. Operating systems - Internals and Design Principles, W. Stallings, 6th Edition, Pearson.
4. Modern Operating Systems, Andrew S Tanenbaum 3rd Edition PHI.
5. Operating Systems A concept - based Approach, 2nd Edition, D. M. Dhamdhare, TMH.
6. Principles of Operating Systems, B. L. Stuart, Cengage learning, India Edition.
7. Operating Systems, A. S. Godbole, 2nd Edition, TMH

Student Activity:

- 1. Load any new operating system into your computer.**
- 2. Partition the memory in your system**
- 3. Create a semaphore for process synchronization**

Operating Systems Lab

Objectives:

- To use linux operating system for study of operating system concepts.
- To write the code to implement and modify various concepts in operating systems

Outcomes:

- The course objectives ensure the development of students applied skills in operating systems related areas.
- Students will gain knowledge in writing software routines modules or implementing various concepts of operating system.

List of Experiments:

1. Usage of following commands
Ls,pwd,ty,cat,who,who am I,rm, mkdir,rmdir,touch,cd.
2. Usage of following commands
Cal,cat(append),cat(concatenate),mv,cp,man,date.
3. Usage of following commands
Chmod,grep,tput(clear,highlight),bc.
4. Write a shell script to check if the number entered at the command line is Prime or not.
5. Write a shell script to modify “cal” command to display calendars of the specified months.
6. Write a shell script to modify “cal” command to display calendars of the specified range of months.
7. Write a shell script to accept a login name. If not a valid login name display message “entered login name is invalid”
8. Write a shell script to display date in the mm/dd/yy format.
9. To implement the FCFS Algorithm.
10. To implement the shortest job First Algorithm.
11. To implement the priority algorithm.
12. To implement the round robin Algorithm.
13. To implement the FIFO page replacement algorithm

Paper-VII : Elective-B
Web Technologies

Common for B.Sc Computer Science/BA Computer Applications/ B.Sc Computer Applications

Course Objective

To provide knowledge on web architecture, web services, client side and server side scripting technologies to focus on the development of web-based information systems and web services.

To provide skills to design interactive and dynamic web sites.

Course Outcome

1. To understand the web architecture and web services.
2. To practice latest web technologies and tools by conducting experiments.
3. To design interactive web pages using HTML and Style sheets.
4. To study the framework and building blocks of .NET Integrated Development Environment.
5. To provide solutions by identifying and formulating IT related problems.

UNIT – I

HTML: Basic HTML, Document body, Text, Hyper links, adding more formatting, Lists, Tables using images. More HTML: Multimedia objects, Frames, Forms towards interactive, HTML document heading detail

UNIT – II

Cascading Style Sheets: Introduction, using Styles, simple examples, your own styles, properties and values in styles, style sheet, formatting blocks of information, layers.

UNIT – III

Introduction to JavaScript: What is DHTML, JavaScript, basics, variables, string manipulations, mathematical functions, statements, operators, arrays, functions. Objects in JavaScript: Data and objects in JavaScript, regular expressions, exception handling

UNIT – IV

DHTML with JavaScript: Data validation, opening a new window, messages and confirmations, the status bar, different frames, rollover buttons, moving images,

UNIT – V

XML: defining data for web applications, basic XML, document type definition, presenting XML, document object model. Web Services

References:

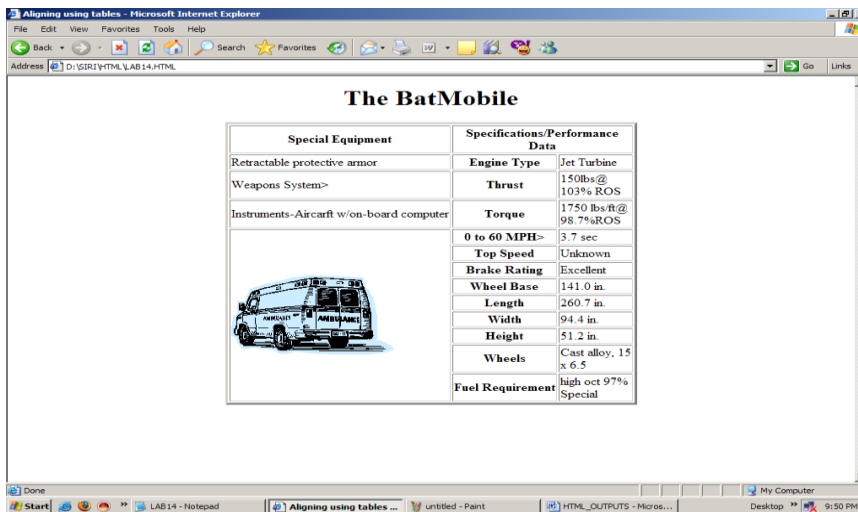
1. Harvey M. Deitel and Paul J. Deitel, “Internet & World Wide Web How to Program”, 4/e, Pearson Education.
2. Uttam Kumar Roy, Web Technologies from Oxford University Press

Student Activities:

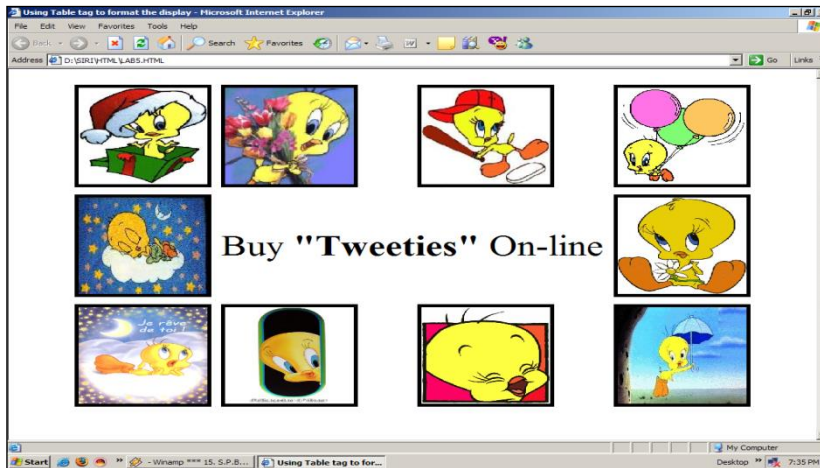
1. Prepare a web site for your college
2. Prepare your personal website

Web Technologies Lab

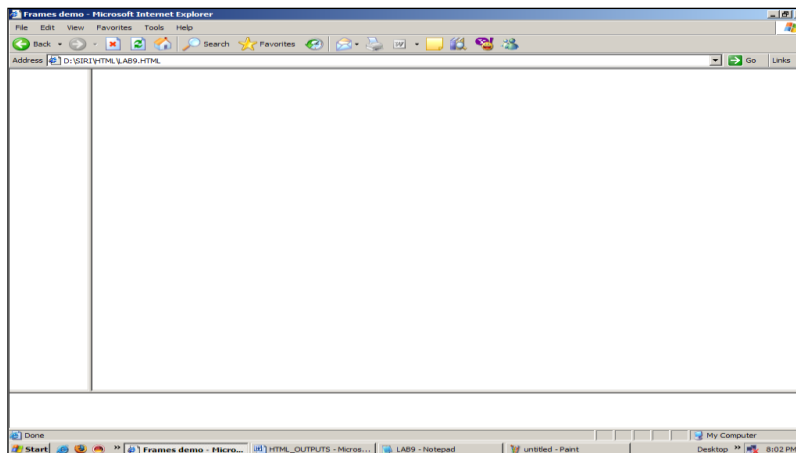
1. Write a HTML program illustrating text formatting.
2. Illustrate font variations in your HTML code.
3. Prepare a sample code to illustrate links between different sections of the page.
4. Create a simple HTML program to illustrate three types of lists.
5. Embed a calendar object in your web page.
6. Create an applet that accepts two numbers and perform all the arithmetic operations on them.
7. Create nested table to store your curriculum.
8. Create a form that accepts the information from the subscriber of a mailing system.
9. Design the page as follows:



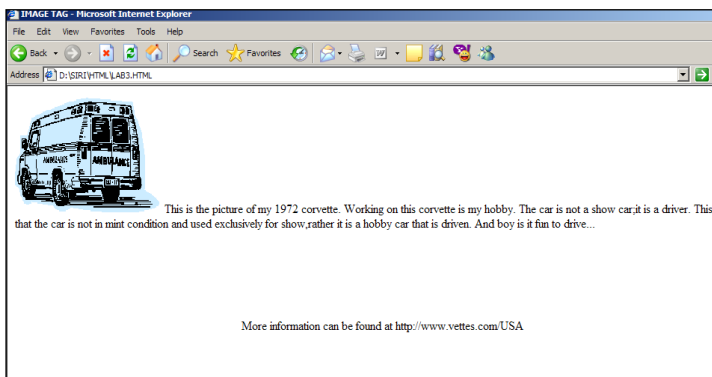
11. Using "table" tag, align the images as follows:



12. Divide the web page as follows:

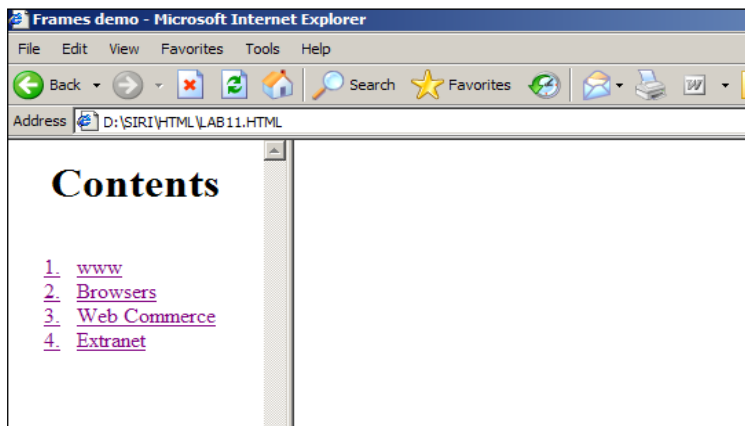


13. Design the page as follows:



14. Illustrate the horizontal rulers in your page.

15. Create a help file as follows:



16. Create a form using form tags(assume the form and fields).

17. Create a webpage containing your biodata(assume the form and fields).

18. Write a html program including style sheets.

20. Write a html program to layers of information in web page.

21. Create a static webpage.

Paper-VIII: Cluster Elective-A1

Programming IN C

Common for BA Computer Applications/B.Sc Computer Applications

Unit- I: Introduction to Algorithms and Programming Languages: Algorithm – Key features of Algorithms – Some more Algorithms – Flow Charts. **Introduction to C:** Structure of C Program – Writing the first C Program – File used in C Program – Compiling and Executing C Programs – Using Comments – Keywords – Identifiers – Basic Data Types in C – Variables – Constants – I/O Statements in C- Operators in C- Programming Examples – Type Conversion and Type Casting

Unit-II: Decision Control and Looping Statements: Introduction to Decision Control Statements – Conditional Branching Statements – Iterative Statements – Nested Loops – Break and Continue Statement – Go to Statement

Unit- III: Functions: Introduction – using functions – Function declaration/ prototype – Function definition – function call – return statement – Passing parameters – Scope of variables – Storage Classes – Recursive function

Unit- IV: Arrays: Introduction – Declaration of Arrays – Accessing elements of the Array – Storing Values in Array – Calculating the length of the Array – Operations on Array – one dimensional array for inter-function communication – Two dimensional Arrays –Operations on Two Dimensional Arrays, **Strings:** Introduction String and Character functions

Unit-V: Pointers: Understanding Computer Memory – Introduction to Pointers – declaring Pointer Variables – - Passing Arguments to Functions using Pointer – Pointer and Arrays – Passing Array to Function. **Structure, Union, and Enumerated Data Types:** Introduction – Nested Structures – Arrays of Structures – Structures and Functions - Unions – Enumerated Data Types.

Reference Books:

1. Reema Thareja, Introduction to C programming, Oxford University Press.
2. E Balagurusamy, Computing Fundamentals & C Programming – Tata McGraw-Hill, 2008.
3. Ashok N Kamthane, Programming with ANSI and Turbo C, Pearson Publisher, 2002.
4. Henry Mulish & Hubert L.Coo Reema Thareja: The Spirit of C: An Introduction to Modern Programming, Jaico Publishing House,1996.

PROGRAMMING IN C LAB

1. Find out the given number is perfect number or not using c program.
2. Write a C program to check whether the given number is Armstrong or not.
3. Write a C program to find the sum of individual digits of a positive integer.
4. A Fibonacci sequence is defined as follows: the first and second terms in the sequence are 0 and 1. Subsequent terms are found by adding the preceding two terms in the sequence. Write a C program to print the Fibonacci series
5. Write a C program to generate the first n terms of the Fibonacci sequence.
6. Write a C program to generate all the prime numbers between 1 and n, where n is a value supplied by the user.
7. Write a C program to find both the largest and smallest number in a list of integers.
8. Write a C program that uses functions to perform the following:
 - a. Addition of Two Matrices
 - b. Multiplication of Two Matrices
9. Write a program to perform various string operations
10. Write C program that implements searching of given item in a given list
11. Write a C program to sort a given list of integers in ascending order

Paper-VIII: Cluster Elective-A2

PHP and My SQL

Common for BA Computer Applications/B.Sc Computer Applications

Unit-I: Building blocks of PHP: Variables, Data Types, Operators and Expressions, Constants.
Flow Control Functions in PHP: Switching Flow, Loops, Code Blocks and Browser Output.
Working with Functions: Defining Functions, Calling functions, returning the values from User-Defined Functions, Variable Scope, Saving State between Function calls with the Static statement, more about arguments.

Unit-II: Working with Arrays: Arrays, Creating Arrays, Some Array-Related Functions.
Working with Objects: Creating Objects, Object Instance. **Working with Strings, Dates and Time:** Formatting Strings with PHP, Investigating Strings with PHP, Manipulating Strings with PHP, Using Date and Time Functions in PHP.

Unit-III: Working with Forms: Creating Forms, Accessing Form - Input with User defined Arrays, Combining HTML and PHP code on a single Page, Using Hidden Fields to save state, Redirecting the user, Sending Mail on Form Submission, Working with File Uploads. **Working with Cookies and User Sessions:** Introducing Cookies, Setting a Cookie with PHP, Session Function Overview, Starting a Session, Working with session variables, passing session IDs in the Query String, Destroying Sessions and Unsetting Variables, Using Sessions in an Environment with Registered Users.

Unit-IV: Working with Files and Directories: Including Files with include(), Validating Files, Creating and Deleting Files, Opening a File for Writing, Reading or Appending, Reading from Files, Writing or Appending to a File, Working with Directories, Open Pipes to and from Process Using popen (), Running Commands with exec(), Running Commands with system () or passthru (). **Working with Images:** Understanding the Image-Creation Process, Necessary Modifications to PHP, Drawing a New Image, Getting Fancy with Pie Charts, Modifying Existing Images, Image Creation from User Input.

Unit-V: Interacting with MySQL using PHP: MySQL Versus MySQLi Functions, Connecting to MySQL with PHP, Working with MySQL Data. **Creating an Online Address Book:** Planning and Creating Database Tables, Creating Menu, Creating Record Addition Mechanism, Viewing Records, Creating the Record Deletion Mechanism, Adding Sub-entities to a Record.

References:

1. Julie C. Meloni, PHP MySQL and Apache, SAMS Teach Yourself, Pearson Education (2007).
2. Xue Bai Michael Ekedahl, The Web Warrior Guide to Web Programming, Thomson (2006).

PHP, MySql LAB

MySQL Lab Cycle

Cycle -1

An Enterprise wishes to maintain the details about his suppliers and other corresponding details. For that he uses the following details.

Suppliers (sid: Integer, sname: string, address: string)

Parts (pid: Integer, pname: string, color: string)

Catalog (sid: integer, pid: integer, cost: real)

The catalog relation lists the prices charged for parts by suppliers.

Write the following queries in SQL:

1. Find the pnames of parts for which there is some supplier.
2. Find the snames of suppliers who supply every part.
3. Find the snames of supplier who supply every red part.
4. Find the pnames of parts supplied by London Supplier and by no one else.
5. Find the sid's of suppliers who charge more for some part than the average cost of that part.
6. For each part, find the sname of the supplier who charges the most for that part.
7. Find the sid's of suppliers who supply only red parts.
8. Find the sid's of suppliers who supply a red and a green part.
9. Find the sid's of suppliers who supply a red or green part.
10. Find the total amount has to pay for that supplier by part located from London.

Cycle – 2

An organisation wishes to maintain the status about the working hours made by his employees. For that he uses the following tables.

Emp (eid: integer, ename: string, age: integer, salary: real)

Works (eid: integer, did: integer, pct_time: integer)

Dept (did: integer, budget: real, managerid: integer)

An employee can work in more than one department; the pct_time field of the works relation shows the percentage of time that a given employee works in a given department.

Resolve the following queries.

1. Print the names and ages of each employee who works in both Hardware and Software departments.
2. For each department with more than 20 full time equivalent employees (i.e., where the part-time and full-time employees add up to at least that many full-time employees), print the did's together with the number of employees that work in that department.
3. Print the name of each employee whose salary exceeds the budget of all of the departments that he or she work in.

4. Find the managerid's of managers who manage only departments with budgets greater than 1,000,000.
5. Find the enames of managers who manage the departments with largest budget.
6. If a manager manages more than one department, he or she controls the sum of all the budgets for those departments. Find the managerid's of managers who control more than 5,000,000.
7. Find the managerid's of managers who control the highest amount.
8. Find the average manager salary.

PHP Lab Cycle

1. Write a PHP program to Display "Hello"
2. Write a PHP Program to display the today's date.
3. Write a PHP Program to read the employee details.
4. Write a PHP Program to display the
5. Write a PHP program to prepare the student marks list.
6. Write a PHP program to generate the multiplication of two matrices.
7. Write a PHP Application to perform demonstrate the college website.
8. Write a PHP application to add new Rows in a Table.
9. Write a PHP application to modify the Rows in a Table.
10. Write a PHP application to delete the Rows from a Table.
11. Write a PHP application to fetch the Rows in a Table.
12. Develop an PHP application to make following Operations
 - i. Registration of Users.
 - ii. Insert the details of the Users.
 - iii. Modify the Details.
 - iv. Transaction Maintenance.
 - a) No of times Logged in
 - b) Time Spent on each login.
 - c) Restrict the user for three trials only.
 - d) Delete the user if he spent more than 100 Hrs of transaction.

Paper-VIII: Cluster Elective-A3

PHP and My SQL

Common for BA Computer Applications/B.Sc Computer Applications

PROJECT

Follow SDLC process for real time applications and develop real time application project

The objective of the project is to motivate them to work in emerging/latest technologies, help the students to develop ability, to apply theoretical and practical tools/techniques to solve real life problems related to industry, academic institutions and research laboratories.

The project is of 5 hours/week for one (semester VI) semester duration and a student is expected to do planning, analyzing, designing, coding, and implementing the project. The initiation of project should be with the project proposal. The synopsis approval will be given by the project guides.

The project proposal should include the following:

Title

Objectives

Input and output

Details of modules and process logic Limitations
of the project

Tools/platforms, Languages to be used Scope of
future application

The Project work should be either an individual one or a group of not more than three members and submit a project report at the end of the semester. The students shall defend their dissertation in front of experts during viva-voce examinations.

Guidelines and Evaluation pattern of the project of the cluster

The student who wants to do the project should follow the following.

1. He/She has to select the topic with clear Aim & objectives.
2. He/She has to collect the previous information regarding the topic.
3. He/She has to get the clear idea after getting the reference material ,i.e., how to proceed and what to do (methodology).
4. before going to discuss the topic, every student has to do at least three Seminars on his/her chosen topic.
5. Finally he/She has to come with Results &conclusions.
6. Bibliography (Reference Journals/books should be mentioned).

Evaluation pattern for Project Work:

Seminars 25 Marks (Internal)	Report of the project : 50 Marks (external 25+ Internal 25)	Project Viva voce (External) 25 Marks	
1 After 15 days(5 M) 2 After 30 days(5 M) 3 After 45 days(15M)	1.Introduction (Selection of the topic, Aim & objectives) 2.Review of information 3.Methodology 4. Analysis& Discussion 5.Suggestions & Conclusion	Presentation 15	Viva 10